

Directions for Entering Course Requests in SIS StudentVUE

(You must use a computer to enter Course Requests. You cannot use your phone.)



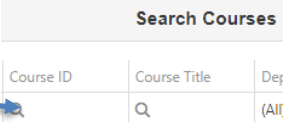
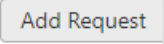

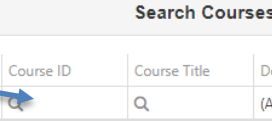





Course requests will not be finalized until the day of your scheduled Academic Advising meeting with your counselor. Any changes to course selections after your meeting must be made through your counselor by March 12, 2021.

Download the Course Selection Sheet with Course ID numbers on the CHS Academic Advising Site:

<https://langleyhs.fcps.edu/student-services/academic-advising>

Do NOT hit enter at any time during this process. Follow the directions below.

<p>Log on to SIS StudentVUE</p>	<p>http://sisstudent.fcps.edu Enter Username (student ID) & Password</p>		
<p>Course Requests <u>Search for Courses by Course ID number only. Use the whole Course ID number to make sure you enter the correct course.</u></p> <p>In this section, you will enter your course requests (7 credits total). <i>Note: Some elective classes are 2 credits.</i></p> <p>Rising 10th Grade students: Health & PE 10 has already been added to your course requests.</p>	<p>Use your mouse pointer and keyboard to enter Course Requests. Do Not Use the 'Enter' key or it will lock your Course Requests.</p> <ol style="list-style-type: none"> On the left side bar, select  To enter course requests:  All available courses will be shown on the screen. Search for each course using Course ID.  Select  next to the Course you wish to request. All Course Requests will be listed at the top of the screen.  		
<p>Alternate Elective Requests <u>Search for Courses by Course ID only.</u></p> <p>All students must select at least 2 alternate electives.</p> <p>Enter your Alternate Electives in the order you would want them.</p> <p>(For example – if your first-choice alternate is Creative Writing, make sure it has a 1 next to it.)</p>	<ol style="list-style-type: none"> Search for each Alternate Course using Course ID <u>in the order of preference.</u>  Select  next to the Course you want to request as an alternate. Alternate Course Requests will be listed at the top of the screen.  Be sure your alternate courses are listed in order of preference.  		
<p>Enter Your Course Requests by the Deadline</p>	<p>Rising 10th Grade English Social Studies/World History 2* Math Science Health & PE 10 (pre-selected) World Language* Elective * = if needed for Advanced Studies diploma</p>	<p>Rising 11th Grade English Social Studies/US History Math Science World Language* Elective Elective * = if needed for Advanced Studies diploma</p>	<p>Rising 12th Grade English Social Studies/Government Math* Science* World Language* Elective Elective * = if needed for Advanced Studies diploma</p>

Course Requests Locked? Email your counselor directly.